

**SEMI-AUTOMATIC HEAVY DUTY BANDSAW
SAR 610 SA DIGIT with TOUCH SCREEN**

Horizontal powerful band saw machine, ideal for regular intensive use on harder metals, like iron and steel.

Two ways miter cutting 60° left and right.

Infinitely variable blade speed through INVERTER from 20 to 105 m/min.

Outstanding efficiency, quality and sturdiness.

Low working table to ease loading of heavy materials.

Replaceable working table.

Hydraulic vice.

Two ways miter cutting 60° left and right.

Electronic controller very easy to use with digital display touch screen giving detailed information on piece-counting, working times, machine status, alarm and selfdiagnosis.

Replaceable working table. Hydraulic blade tensioning.

Castiron sawframe on twin tapered bearings and ring nut to provide greater stability.

Precision blade-guide with hard metal pads, bearings and anticorrosion treatment.

Vice with quick lock lever.

Automatic quick blade approach to the material.

CUTTING CYCLE

Vice locking of material to cut - sawband starts running - sawframe gravity downfeed - sawband stops at the end of the cut - sawframe lift.

Touch Screen CONTROLLER with piece-counter, working hours (partial and total count) and self-diagnosis with the following functions:

- Counting of cut pieces (programmable piece-counter).
- Counting hours of partial and total work.
- Programmable cutting cycle (customization of the cutting cycle).
- Switching from automatic cutting cycle to manual cutting mode.
- Notification of status and error messages.
- Viewing of motor absorption (with Inverter option).
- Display of the blade rotation speed (with Inverter option).
- Interface Language selection (Italian - English - French - German - Spanish - more on request)

STANDARD EQUIPMENT

Bar-stop with millimeter scale for measuring the length of cut.

Mechanical blade speed variator INVERTER for cutting speed from 20 to 105 m/min.

Hydraulic vice.

Work support bracket for the material to be cut.

Bi-metal sawband 5650x34x1.1

Set of service spanners.

Certificate of conformity and instruction manual according to Machinery Directive 2006/42 / EC.

ACCESSORIES

Blada lubricant nebulizer


















Heavy rollerway on loading side 2 mt

Heavy rollerway on unloading side 2 mt with bar stop.

TECHNICAL SUPPORT

Technical support from the local service centre.

Thomas spare parts supply.

					
	60°	45°	0°	45°	60°
					
	340	500	500	500	340
	320	450	500	450	320
	340x275	500x300	610x500	500x300	340x275
	kW	mt/min			
5650 x 34 x 1,1	3,0	20-105	615 mm	1650 Kg	
				A= 2500 mm B= 3000 mm H=2500 mm	
OPTIONALS	